



# OREGON AT-A-GLANCE DISTRICT PROFILE

## South Umpqua SD 19



SUPERINTENDENT: Kate McLaughlin | 558 SW Chadwick Ln, Myrtle Creek 97457 | 541-863-3115

### Students We Serve




# 1,429


Student Enrollment

### DEMOGRAPHICS


#### American Indian/Alaska Native




#### Asian




#### Black/African American




#### Hispanic/Latino



#### Multiracial



#### Native Hawaiian/Pacific Islander



#### White



## <5%

Ever English Learners



## 4

Languages Spoken

## 18%

Students with Disabilities

## 21%

Mobile Students

## >95%

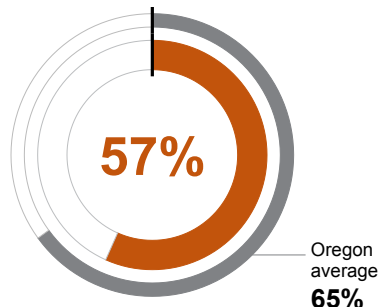
Free/Reduced Price Lunch

\*<10 students or data unavailable

### Start Strong

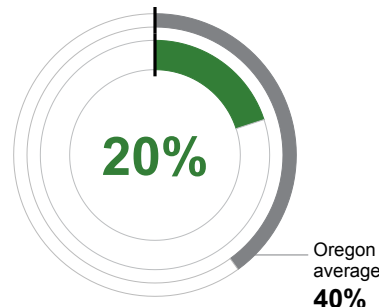
#### Grades K-2 REGULAR ATTENDERS

Students who attended more than 90% of their enrolled school days.



#### Grade 3 ENGLISH LANGUAGE ARTS

Students meeting state grade-level expectations.



### Academic Progress

#### Grades 3-8 INDIVIDUAL STUDENT PROGRESS

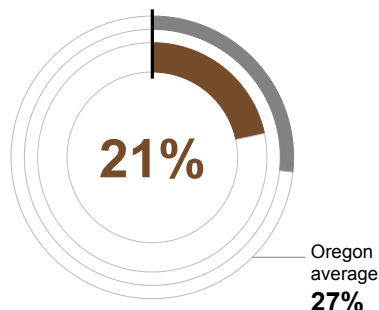
Year-to-year progress in English language arts and mathematics.

Data not available in 2021-22

### High School Success

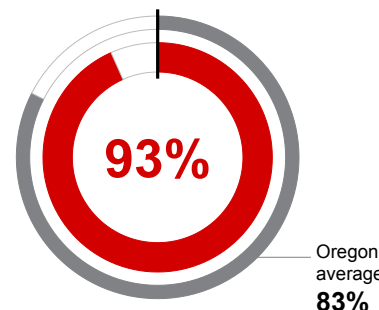
#### Grade 8 MATHEMATICS

Students meeting state grade-level expectations.



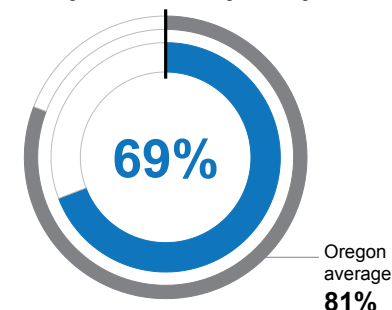
#### Grade 9 ON-TRACK TO GRADUATE

Students earning one-quarter of graduation credits in their 9th grade year.



#### Grade 12 ON-TIME GRADUATION

Students earning a diploma within four years. Cohort includes students who were first-time ninth graders in 2017-18 graduating in 2020-21.



### District Goals

The District's goal is to ensure all students graduate with an Oregon diploma, fully prepared for college or career. Investments in school safety, technology for teachers & students, curriculum, and teacher training are District priorities. Robust academics offer multiple pathways for success, and students have many opportunities to participate in extra-curricular activities and CTE programs, all free of charge or fees. We appreciate the community support, and look forward to a continued partnership that provides student opportunities for post-high school success.

### State Goals

The Oregon Department of Education is partnering with school districts and local communities to ensure a 90% on-time, four year graduation rate by 2025. To progress toward this goal, the state will prioritize efforts to improve attendance, provide a well-rounded education, invest in implementing culturally responsive practices, and promote continuous improvement to close opportunity and achievement gaps for historically and currently underserved students.



# OREGON AT-A-GLANCE DISTRICT PROFILE CONTINUED

## South Umpqua SD 19

### Outcomes

#### Our Staff (rounded FTE)



**8**

Administrators



**89**

Teachers



**34**

Educational assistants



**2**

Counselors



**0**

Licensed Librarians



**0**

Psychologists



**59%**

% of licensed teachers with more than 3 years of experience

#### Grades K-2 REGULAR ATTENDERS

American Indian/Alaska Native	<10 students or data unavailable
Asian	<10 students or data unavailable
Black/African American	<10 students or data unavailable
Hispanic/Latino	50%
Multiracial	61%
Native Hawaiian/Pacific Islander	<10 students or data unavailable
White	56%
Free/Reduced Price Lunch	57%
Ever English Learner	<10 students or data unavailable
Students with Disabilities	51%
Migrant	<10 students or data unavailable
Homeless	40%
Students in Foster Care	<10 students or data unavailable
Talented and Gifted	<10 students or data unavailable
Female	58%
Male	55%
Non-Binary	<10 students or data unavailable

#### Grade 8 MATHEMATICS

American Indian/Alaska Native	<10 students or data unavailable
Asian	<10 students or data unavailable
Black/African American	<10 students or data unavailable
Hispanic/Latino	<10 students or data unavailable
Multiracial	7%
Native Hawaiian/Pacific Islander	<10 students or data unavailable
White	23%
Free/Reduced Price Lunch	21%
Ever English Learner	<10 students or data unavailable
Students with Disabilities	<5%
Migrant	<10 students or data unavailable
Homeless	<10 students or data unavailable
Students in Foster Care	<10 students or data unavailable
Talented and Gifted	<10 students or data unavailable
Female	18%
Male	25%
Non-Binary	<10 students or data unavailable

#### Grade 3 ENGLISH LANGUAGE ARTS

<10 students or data unavailable	<10 students or data unavailable
<10 students or data unavailable	<10 students or data unavailable
<10 students or data unavailable	<10 students or data unavailable
20%	20%
20%	20%
<10 students or data unavailable	<10 students or data unavailable
20%	20%
<10 students or data unavailable	<10 students or data unavailable
<5%	<5%
<10 students or data unavailable	<10 students or data unavailable
8%	8%
<10 students or data unavailable	<10 students or data unavailable
<10 students or data unavailable	<10 students or data unavailable
17%	17%
23%	23%
<10 students or data unavailable	<10 students or data unavailable

#### Grade 9 ON-TRACK TO GRADUATE

<10 students or data unavailable	<10 students or data unavailable
<10 students or data unavailable	<10 students or data unavailable
<10 students or data unavailable	<10 students or data unavailable
<10 students or data unavailable	<10 students or data unavailable
88%	88%
<10 students or data unavailable	<10 students or data unavailable
94%	94%
93%	93%
<10 students or data unavailable	<10 students or data unavailable
90%	90%
<10 students or data unavailable	<10 students or data unavailable
<10 students or data unavailable	<10 students or data unavailable
<10 students or data unavailable	<10 students or data unavailable
<10 students or data unavailable	<10 students or data unavailable
94%	94%
92%	92%
<10 students or data unavailable	<10 students or data unavailable

#### Grades 3-8 INDIVIDUAL STUDENT PROGRESS

<10 students or data unavailable
<10 students or data unavailable
<10 students or data unavailable
<10 students or data unavailable
<10 students or data unavailable
<10 students or data unavailable
<10 students or data unavailable
<10 students or data unavailable
<10 students or data unavailable
<10 students or data unavailable
<10 students or data unavailable
<10 students or data unavailable
<10 students or data unavailable
<10 students or data unavailable
<10 students or data unavailable
<10 students or data unavailable
<10 students or data unavailable
<10 students or data unavailable
<10 students or data unavailable
<10 students or data unavailable
<10 students or data unavailable
<10 students or data unavailable

#### Grade 12 ON-TIME GRADUATION

<10 students or data unavailable
<10 students or data unavailable
<10 students or data unavailable
<10 students or data unavailable
<10 students or data unavailable
<10 students or data unavailable
67%
70%
<10 students or data unavailable
40%
<10 students or data unavailable
<10 students or data unavailable
<10 students or data unavailable
<10 students or data unavailable
78%
58%
Coming in 2022-23