



OREGON
DEPARTMENT OF
EDUCATION

Oregon achieves... together!

OREGON AT-A-GLANCE DISTRICT PROFILE

South Umpqua SD 19

SUPERINTENDENT: Kate McLaughlin | 558 SW Chadwick Ln, Myrtle Creek 97457 | 541-863-3115

2018-19

Students We Serve




1,503


Student Enrollment

DEMOGRAPHICS


American Indian/Alaska Native




Asian




Black/African American




Hispanic/Latino



Multiracial



Native Hawaiian/Pacific Islander



White



*

Ever English
Learners



2

Languages
Spoken

21%

Students
with
Disabilities

22%

Mobile
Students

55%

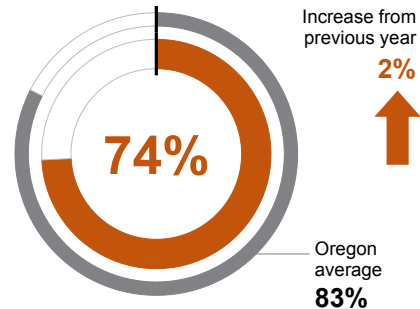
Free/
Reduced
Price Lunch

*<10 students or data unavailable

Start Strong

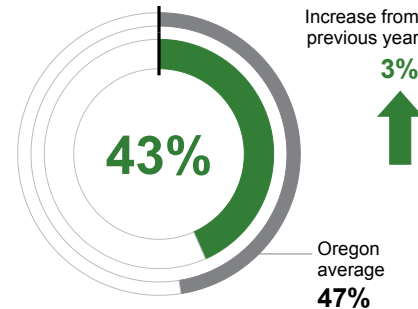
Grades K-2 REGULAR ATTENDERS

Students who attended more than 90% of their enrolled school days.



Grade 3 ENGLISH LANGUAGE ARTS

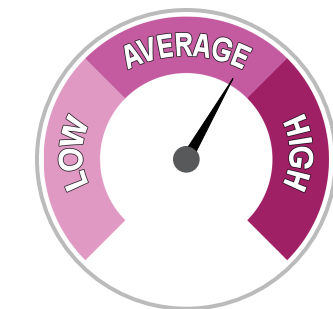
Students meeting state grade-level expectations.



Academic Progress

Grades 3-8 INDIVIDUAL STUDENT PROGRESS

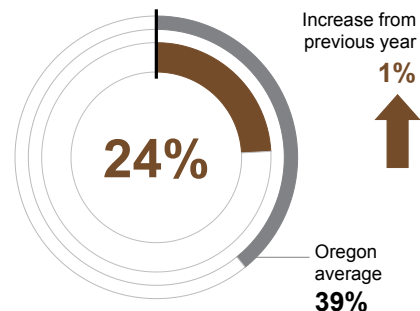
Year-to-year progress in English language arts and mathematics.



High School Success

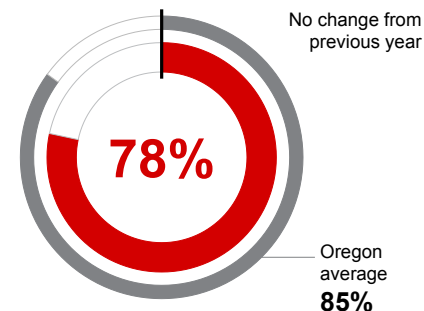
Grade 8 MATHEMATICS

Students meeting state grade-level expectations.



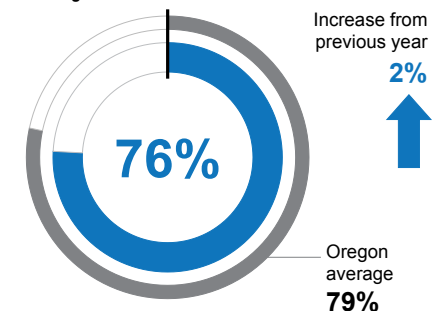
Grade 9 ON-TRACK TO GRADUATE

Students earning one-quarter of graduation credits in their 9th grade year.



Grade 12 ON-TIME GRADUATION

Students earning a diploma within four years. Cohort includes students who were first-time ninth graders in 2014-15.



District Goals

We are committed to ensuring the success of each of our students. Our staff and administrators have participated in such trainings as: Skillful Teaching, Conscious Discipline, Teaching Students with Autism, ALICE school safety training and multiple content area trainings. Student learning remains the number one focus of our district.

State Goals

The Oregon Department of Education is partnering with school districts and local communities to ensure a 90% on-time, four year graduation rate by 2025. To progress toward this goal, the state will prioritize efforts to improve attendance, provide a well-rounded education, invest in implementing culturally responsive practices, and promote continuous improvement to close opportunity and achievement gaps for historically and currently underserved students.



OREGON
DEPARTMENT OF
EDUCATION

Oregon achieves... together!

OREGON AT-A-GLANCE DISTRICT PROFILE CONTINUED

South Umpqua SD 19

SUPERINTENDENT: Kate McLaughlin | 558 SW Chadwick Ln, Myrtle Creek 97457 | 541-863-3115

2018-19

Our Staff (rounded FTE)



8

Administrators



81

Teachers



45

Educational
assistants



2

Counselors



0

Licensed
Librarians



0

Psychologists



73%

% of licensed teachers
with more than 3 years
of experience

Outcomes

Grades K-2 REGULAR ATTENDERS

American Indian/Alaska Native	<10 students or data unavailable
Asian	<10 students or data unavailable
Black/African American	<10 students or data unavailable
Hispanic/Latino	80%
Multiracial	68%
Native Hawaiian/Pacific Islander	<10 students or data unavailable
White	74%
Free/Reduced Price Lunch	71%
Ever English Learner	<10 students or data unavailable
Students with Disabilities	73%
Migrant	<10 students or data unavailable
Talented and Gifted	<10 students or data unavailable
Female	74%
Male	74%
Non-Binary	<10 students or data unavailable

Grade 8 MATHEMATICS

American Indian/Alaska Native	<10 students or data unavailable
Asian	<10 students or data unavailable
Black/African American	<10 students or data unavailable
Hispanic/Latino	29%
Multiracial	40%
Native Hawaiian/Pacific Islander	<10 students or data unavailable
White	19%
Free/Reduced Price Lunch	19%
Ever English Learner	<10 students or data unavailable
Students with Disabilities	18%
Migrant	<10 students or data unavailable
Talented and Gifted	<10 students or data unavailable
Female	24%
Male	25%
Non-Binary	<10 students or data unavailable

Grade 3 ENGLISH LANGUAGE ARTS

<10 students or data unavailable
<10 students or data unavailable
<10 students or data unavailable
<10 students or data unavailable
50%
<10 students or data unavailable
<10 students or data unavailable
42%
31%
<10 students or data unavailable
<10 students or data unavailable
<10 students or data unavailable
25%
<10 students or data unavailable
<10 students or data unavailable
54%
34%
<10 students or data unavailable

Grade 9 ON-TRACK TO GRADUATE

<10 students or data unavailable
<10 students or data unavailable
<10 students or data unavailable
<10 students or data unavailable
<10 students or data unavailable
<10 students or data unavailable
76%
66%
<10 students or data unavailable
63%
<10 students or data unavailable
<10 students or data unavailable
<10 students or data unavailable
79%
77%
Coming in 2019-20

Grades 3-8 INDIVIDUAL STUDENT PROGRESS

High
<10 students or data unavailable
<10 students or data unavailable
Average
High
<10 students or data unavailable
Average
Average
<10 students or data unavailable
<10 students or data unavailable
Average
<10 students or data unavailable
Average
High
<10 students or data unavailable

Grade 12 ON-TIME GRADUATION

50%
<10 students or data unavailable
100%
100%
75%
<10 students or data unavailable
76%
79%
Data not available
73%
<10 students or data unavailable
<10 students or data unavailable
80%
72%
Coming in 2019-20